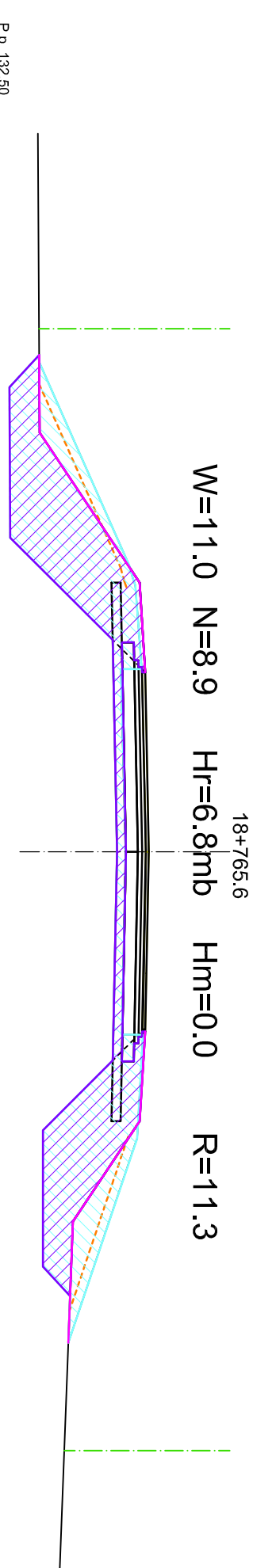
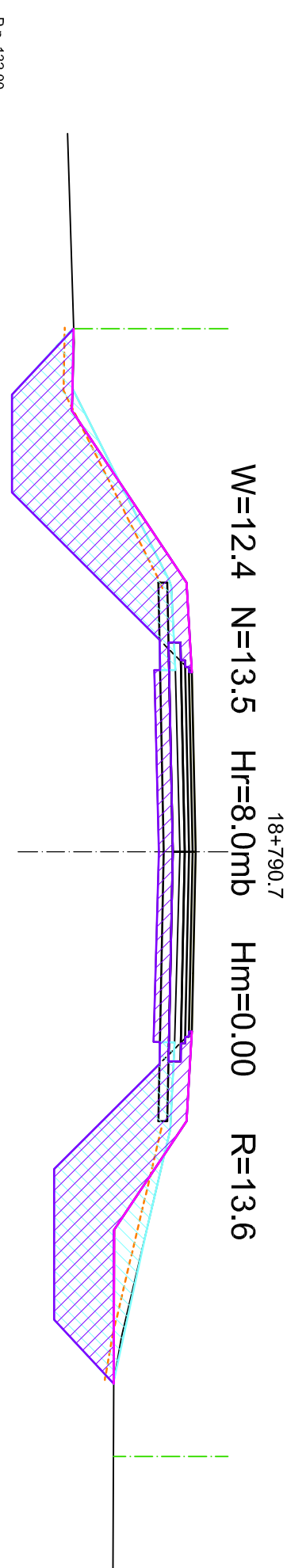

[illegible]

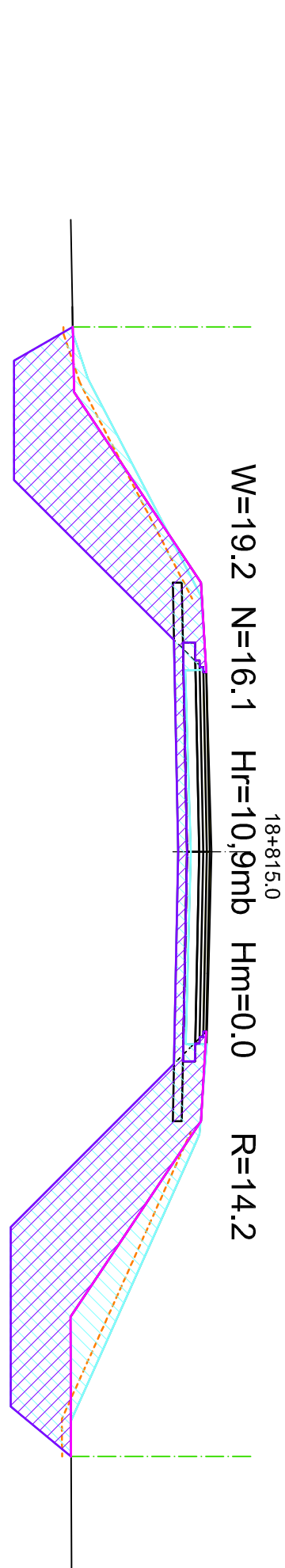
Observed of 65	Relative error	Relative projection error
-12.00	133.36	
-8.74		
-4.50		135.00
-3.00		135.00
0.00	135.11	135.11
3.00		135.00
4.50		135.00
10.00		
12.00	133.67	



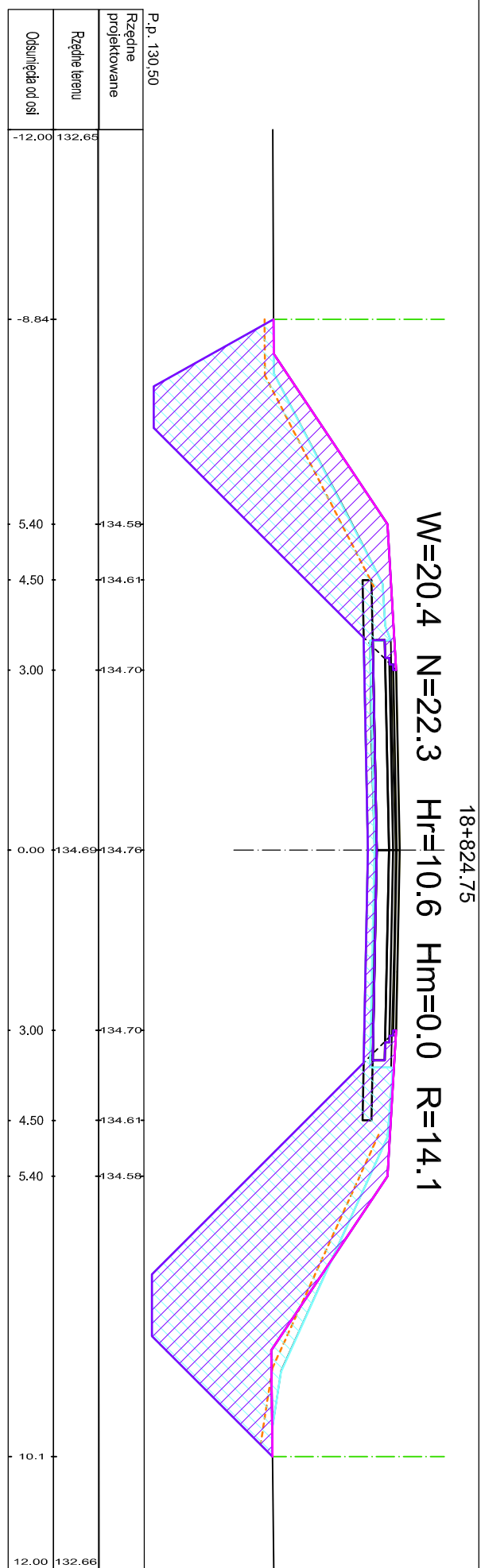
Order of test	Rating performance	Rating performance
-12.00	132.63	
-8.74		
-4.50		134.61
-3.00		134.90
0.00	134.70	134.98
3.00		134.90
4.50		134.61
10.10		
12.00	133.68	



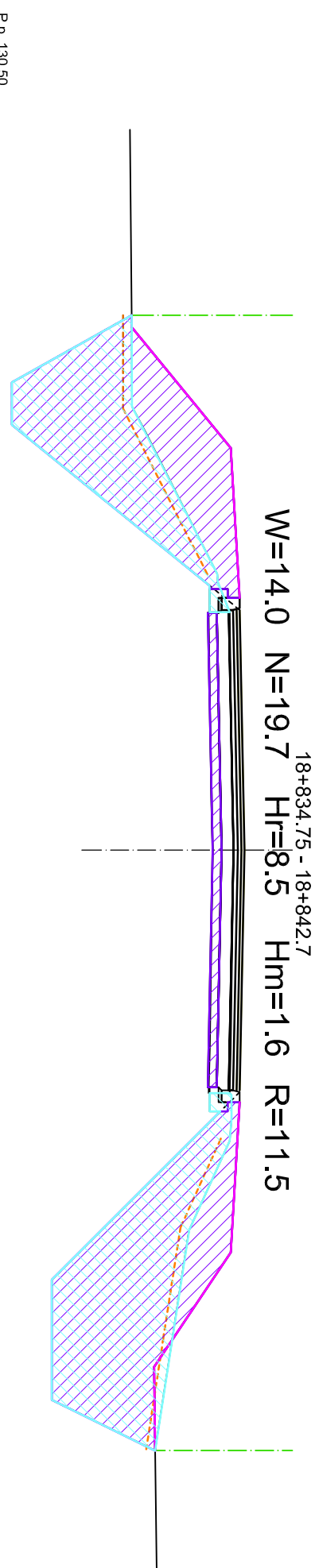
	10. 12.2019
Reprezentativitate	
Reprezentativitate	133,20
Observarea risicului	-12,00
	-8,81
	-4,50
	-3,00
	0,00
	3,00
	4,50
	10,10
	12,00
	133,22



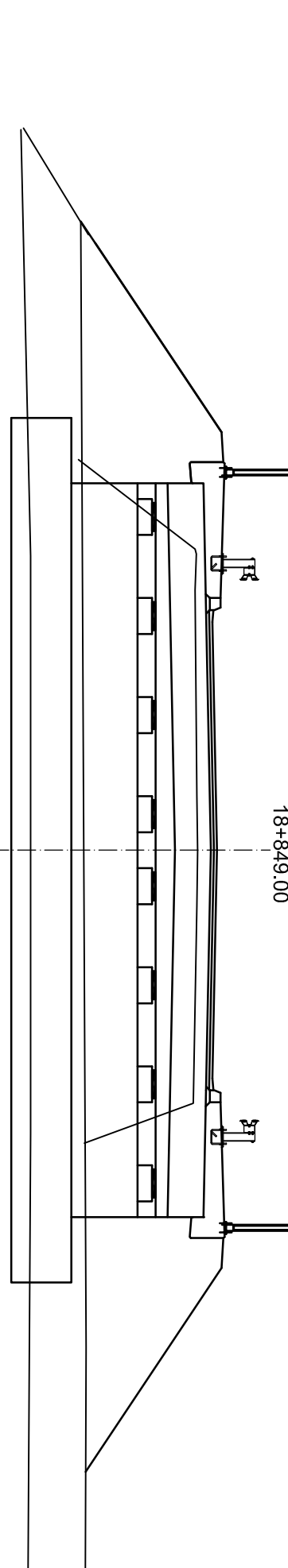
P. p. 131.00	
Repte populare	
Repte baru	
Observarea	
-12.00	132.49
-8.77	
-4.50	+34.67
-3.00	+34.70
0.00	+34.69
3.00	+34.74
4.50	+34.67
10.10	
12.00	132.51



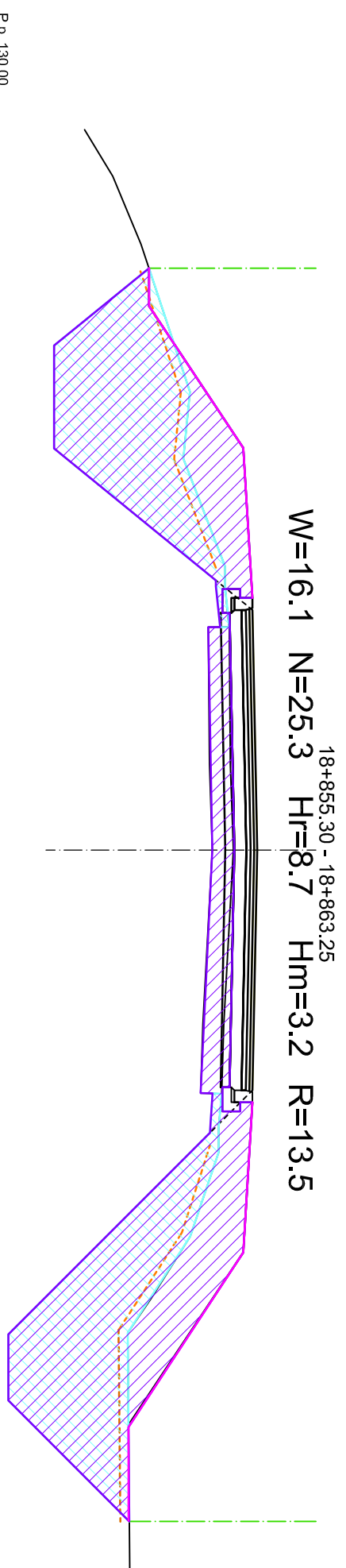
Observed value	Expected value	Residual	Standardized residual	Adjusted standardized residual
12.00	132.66	-120.66	-1.34	-1.34
10.1	134.58	-124.48	-1.34	-1.34
5.40	134.61	-129.21	-1.34	-1.34
4.50	134.70	-130.20	-1.34	-1.34
3.00	134.76	-131.76	-1.34	-1.34
0.00	134.69	-134.69	-1.34	-1.34
3.00	134.70	-131.70	-1.34	-1.34
4.50	134.61	-129.21	-1.34	-1.34
5.40	134.58	-129.21	-1.34	-1.34



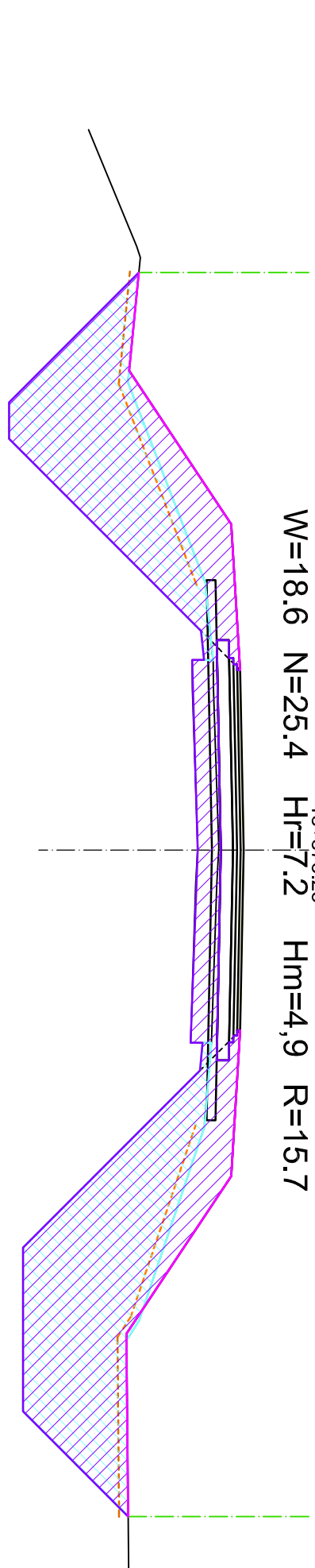
	Reserve proportion	Observed ratio
-12.00	132.86	
-9.91		
-6.7	133.97	
-4.00	134.62	
0.00	134.70	
4.00	134.62	
6.7	133.97	
10.00		
12.00	133.24	



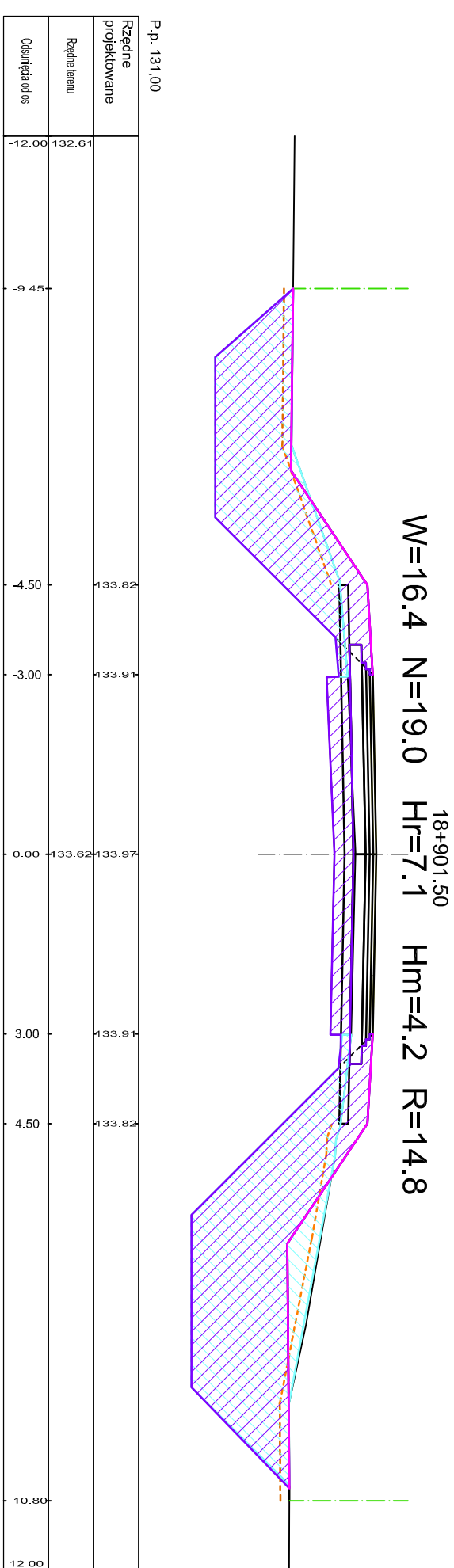
P. 0. 130.00	
Racconti per professione	
Racconti per	
Obiettivi di	
- 12.00	+ 134.74
- 6.40	
- 4.00	+ 134.67
- 3.00	+ 134.50
- 2.00	+ 134.50
0.00	+ 134.20
- 3.00	+ 134.50
- 4.00	+ 134.67
- 6.40	+ 134.74
12.00	131.47



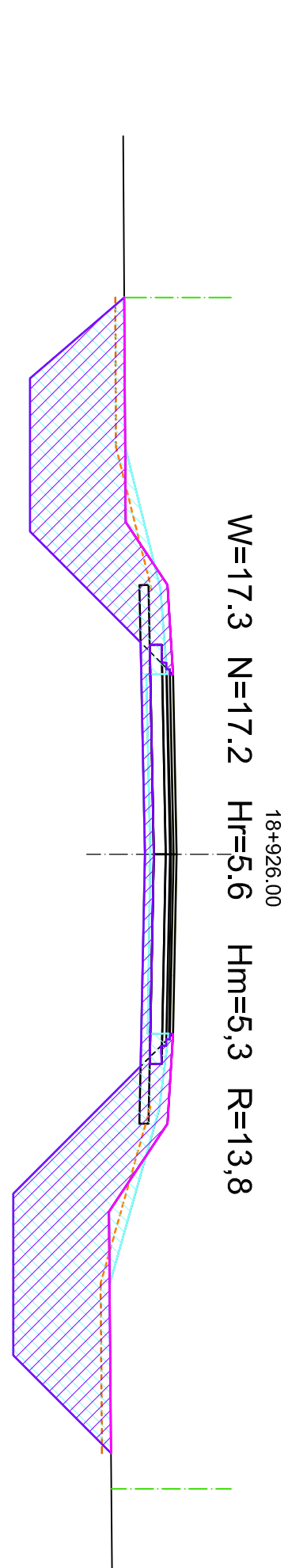
Observed or not	Relative error	Relative performance
-12.00	131.64	
-9.69		
-6.70		+134.44
-4.00		+134.44
0.00	+134.12	+134.52
4.00		+134.44
6.70		+134.44
11.19		
12.00	132.40	



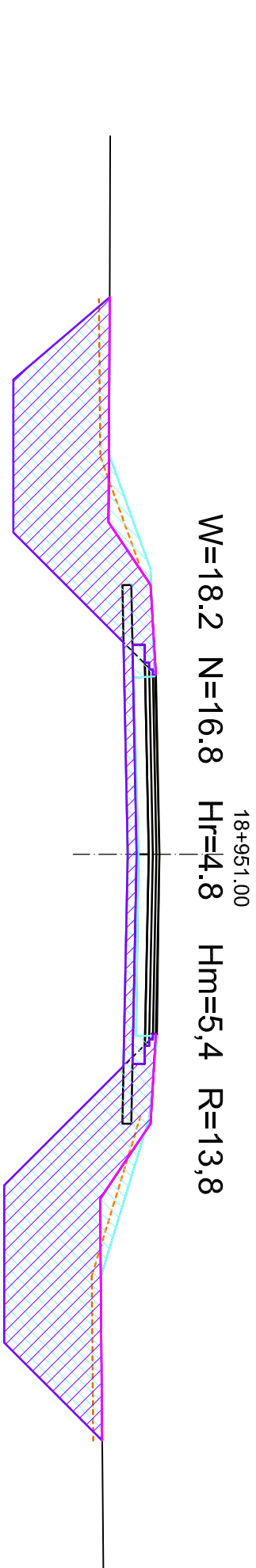
	Razina projekcije	Razlika izmj.
-12,00	+134,62	
-9,62		
-5,43	+134,21	
-3,00	+134,30	
0,00	+134,00	+134,42
3,00	+134,30	
5,43	+134,21	
11,1		
12,00	132,50	



Režija projekcijskome	Režija izvan	Obavijest iz
-12.00	-12.00	-12.00
-9.48	-9.48	-9.48
-4.50	-4.50	-4.50
-3.00	-3.00	-3.00
0.00	0.00	0.00
3.00	3.00	3.00
4.50	4.50	4.50
9.48	9.48	9.48
12.00	12.00	12.00



	Relative proportion	Relative weight	Observed odds
-12.00	132.68		
-9.3			
-4.50	133.44		
-3.00	133.59		
0.00	133.50	133.59	
3.00	133.53		
4.50	133.44		
10.57			
12.00	132.57		



Reagent proportion	Reagent proportion
-12.00	132.62
-9.3	
-5.55	132.59
-4.50	133.29
-3.00	133.38
0.00	133.50
3.00	133.44
4.50	133.38
5.55	133.29
9.3	133.29
12.00	132.59

LEGENDA:

W - powierzchnia wykopu w m^2


- powierzchnia nasypu w m^2

-----Hr - poziom zgjęcia humusu ręcznie w mb

R — - zakres humusowania i obsiania w mb

----- - granica pasa drogowego

granica pasa drogowego

					
M-MOSTY MAREK KRYSIEWICZ Biuro: 1-531 Białystok, ul. Elwanska 13/22 tel/fax: (083) 662-5208 tel./kom: 0606763016 NP 966 079 91 90 RfECON 050257912					
Obiekt:	Przebudowa mostu przez rzekę Rudka k/m Narwy w ciągu drogi wojewódzkiej Nr 685 wraz z dojazdami				
Stadium:	Projekt wykonawczy	Data	11.2011		
Rysunek:	Przekroje poprzeczne	Nr rys.	20		
Inwestor:	Podlaski Zarząd Dróg Wojewódzkich w Białymstoku ul. Elwarska 13-5-620 Białystok	Skala	1:100		
Projektant:	Ing. inż. Marek Krysiewicz	Branża	Mostowa		
Współprac:	Ing. inż. Agnieszka Jabłowska-Krysiiewicz	Podpis			
Sprawdzący:	Ing. inż. Piotr Samojłowicz	Nr uprawnień	PDL 0032.POOM.06		
	Ing. inż. Andrzej Krawczyk	Oznaki i daty wydania	ONB/I-007/I/669		